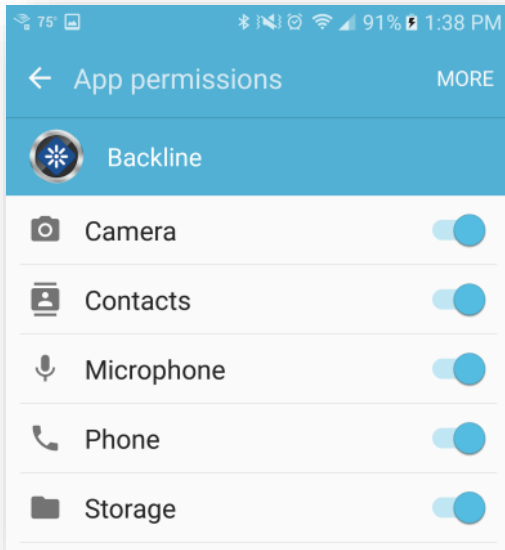


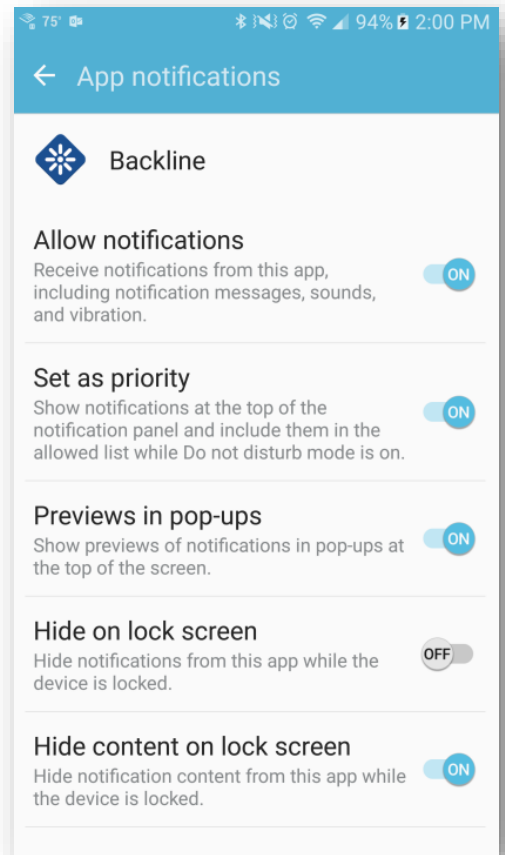
Backline Settings For Android Devices

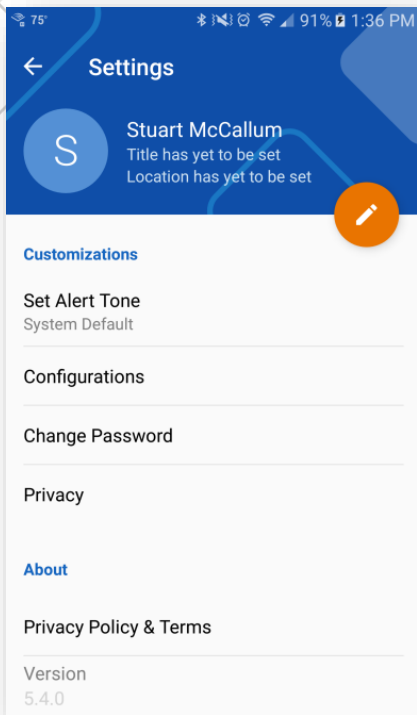
Within the Settings menu of your Android device, you can adjust settings pertaining to individual apps. Simply access the Settings menu and locate Backline.



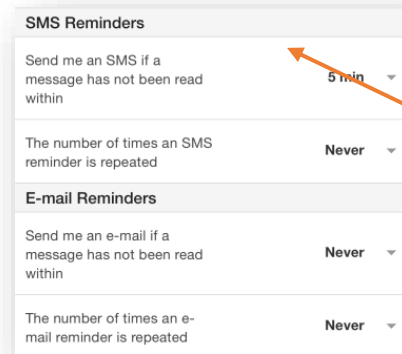
Within **App Permissions**, you can choose exactly what you wish Backline to have access to within your mobile device. For example, enabling access to the Camera will allow you to attach photos or take photos within Backline.

You can also set specific **App Notifications**. In order to receive notifications for Backline messages to your mobile device, the **Allow Notifications** switch must be enabled.

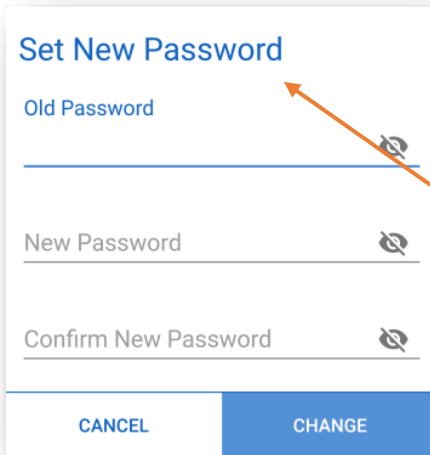




Once logged into Backline, if you tap the menu icon you will be able to adjust any settings within the application. This includes setting up your profile, setting the alert sounds, managing configurations, changing your password, and adjusting privacy settings. Simply tap the arrow next to any setting you wish to manage.



Update Push Notifications and SMS/E-mail Reminders



Change your password.

Update personal privacy settings.

